

**RESIDENTIAL & LIGHT COMMERCIAL
SWING GATE OPERATOR WITH BATTERY BACKUP**

RSW12V



**DC-POWERED SWING GATE OPERATOR
WITH BUILT-IN BATTERY BACKUP**

Our most advanced residential and light commercial pad mounted swing gate operator. Features a powerful DC motor with soft start/stop operation for quiet and reliable performance and rated for gates up to 600 lbs. or 16 ft. in length and cycling up to 250 times per day.

The RSW also utilizes the Power Management System to provide industry leading power efficiency maximizing cycles when running on battery backup or optional solar power while maintaining optimum battery integrity. LiftMaster® Elite Series™ gate operators offer innovative features to meet a variety of applications and feature a 3 year warranty.

On-Board Receiver



Exclusive from LiftMaster®, a single remote control solution for gate access and additional access points. Ability to add up to 50 remote controls.

LiftMaster®
ELITE SERIES™

RSW12V

STANDARD FEATURES

DC Motor – soft start/stop operation

Reduces the stress and shock to the gate system by slowly ramping up gate speed on open and ramping down gate speed on close. This type of operation promotes longer gate and operator life and quieter operation.

Battery Backup

Provides complete operation of gate and all DC control devices and sensing devices in the event of power loss. 12V 7AH battery standard, upgrade to 2nd 7AH battery or 33AH battery for extended battery backup.

Electronic Limit System

Simple-to-set electronic limit system allows limit setting with just the push of a button.

Bi-Part Delay

Allows for swing gate designs where the wings overlap by letting one wing open or close before the other wing. Unique patent pending **synchronized close feature** monitors the speed and position of each wing, detects any change and adjusts the speed as necessary to ensure primary gate closes last avoiding potential damage to the gate.



Inherent Obstruction Sensing

This unit's internal obstruction sensing system offers force adjustment for the open and closed directions. If the gate strikes an obstruction, a closing gate will reverse to open and an opening gate will stop.

External Obstruction Sensing

To meet UL325 safety standards, secondary entrapment devices must be added. Inputs are provided to simplify adding secondary non-contact or contact sensors such as photo-eyes and edge devices. Installer will be able to recommend best secondary entrapment device for the application.

Clear Impact Resistant Poly Carbonate Control Box Cover

Allows clear view to key diagnostic LEDs, simplifies set-up, speeds troubleshooting, and saves time and money. Includes fuse holders.

Control Inputs

Control inputs allow for the connection of external devices. Accessories include; loop detectors, LiftMaster® photo-eyes, free exit probe, wireless access control equipment, and solenoid lock.

SPECIFICATIONS

Power

110v/60Hz or solar power

Operator Weight

180 lbs.

Power

12VDC/500 mA Accessory Power

UL Listed

UL325 & UL991 Listed Class I & II

Construction

Gear Reduction:

Equipped with two heavy-duty gear reducers in synthetic oil bath

Motor:

Heavy-Duty 12VDC

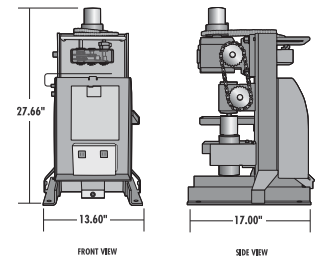
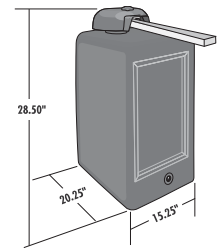
Chassis:

Zinc coated steel

Cover:

UV stabilized polyethylene

Dimensions



OPTIONAL FEATURES

Solar Ready

Operator can be solar powered by adding optional solar panel. EverCharge® Power Management System delivers power when needed most for operating a gate while conserving power at all other times for best solar performance. **Solar gate operators and accessories qualify for 30% tax credit through 2016.** See www.liftmaster.com for more details.

MAGLOCK

MG1300

Additional security from forced entry or exit by firmly holding the gate in the closed position.

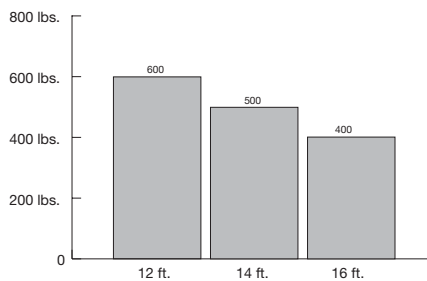
The Protector System® Safety Sensors 50-220**

Prevents the gate from closing onto people, pets or objects. Includes mounting brackets.

***Only 50-220 photo eyes go into power save mode and minimize powerdraw when gate is not opening*

Recommended Capacities

- Cycles per day - 250



Battery Backup Operation

(16 foot / 400 lbs. swing gate)

Battery	Cycles
1 - 7AH	40
2 - 7AH	100
1 - 33AH	275

Low Power draw safety sensors and accessories recommended for best performance on battery backup

ADDITIONAL FEATURES

Universal controller with multiple inputs

Timer-to-close: 0-180 seconds

Surge/spike protection

Dual gate compatible

Right- or left-handed operation

Ability to auto-open or fail-secure when power fails/battery depletion

Heater model available

3-YEAR WARRANTY

Go to www.liftmaster.com for full list of accessories

LiftMaster®

THE CHAMBERLAIN GROUP, INC.
845 Larch Avenue • Elmhurst, IL 60126

www.liftmaster.com



I.C./F.C.C. Certified

